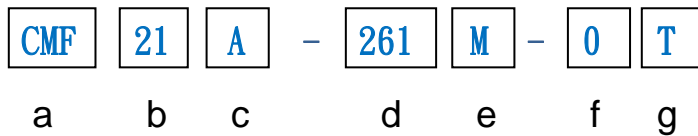
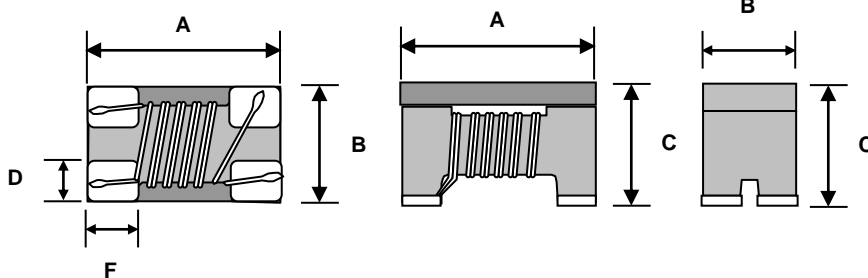


## 1. Part Numbering



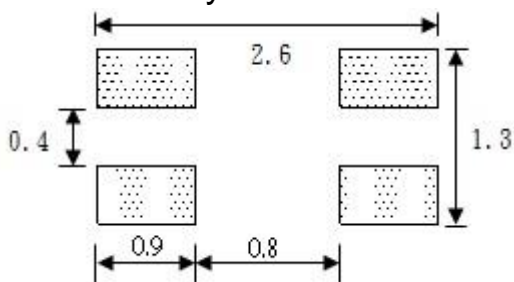
- a. **Series name**
- b. **Dimension**
- c. **CDE Internal code 1**
- d. **Impedance ( $\Omega$ ) at 100MHz**     **261 = 260 $\Omega$**
- e. **Tolerance**     **M =  $\pm 20\%$**
- f. **CDE Internal code 2**
- g. **Packaging**     **T = Taping and Reel**

## 2. Configuration and Dimensions



CMF21A	Dimension (mm)
A	2.00 $\pm$ 0.2
B	1.25 $\pm$ 0.2
C	1.25 $\pm$ 0.2
D	0.45 Typ.
F	0.5 Typ.

Pad Layout



No Polarity Equivalent Circuit

